





98

96

97

96

95

93


















































**LIGHTING INSTRUCTIONS**

WARNING: THE GAS VALVE OPERATES ONLY IN THE OPEN POSITION. IF THE VALVE CLOSURES, THE GAS WILL NOT FLOW TO THE BURNER AND THE HEATER WILL NOT OPERATE.

FOR THE BEST BURNING PERFORMANCE:

- 1. OPEN THE THERMOCOUPLE VALVE TO THE OPEN POSITION.
- 2. PRESS AND HOLD DOWN THE THERMOCOUPLE VALVE FOR 30 SECONDS.
- 3. TURN THE GAS VALVE TO THE OPEN POSITION.
- 4. LIGHT THE BURNER WITH A MATCH OR LIGHTER.
- 5. TURN OFF THE GAS VALVE TO THE OPEN POSITION.
- 6. PRESS AND HOLD DOWN THE THERMOCOUPLE VALVE FOR 30 SECONDS.
- 7. TURN OFF THE GAS VALVE TO THE OPEN POSITION.

**TO TURN HEATER OFF:**

- 1. TURN OFF THE GAS VALVE TO THE CLOSED POSITION.
- 2. PRESS AND HOLD DOWN THE THERMOCOUPLE VALVE FOR 30 SECONDS.
- 3. TURN OFF THE GAS VALVE TO THE OPEN POSITION.
- 4. PRESS AND HOLD DOWN THE THERMOCOUPLE VALVE FOR 30 SECONDS.
- 5. TURN OFF THE GAS VALVE TO THE OPEN POSITION.

**FORSALE FURNACE CO.**  
100 NORTH BROADWAY













JACOBSEN

ENVELOPES  
STORE IN COOL DRY PLACE



NO DIVING or JUMPING





SHERIFF







TRASH ONLY


















20  
02  
20





20  
SEC.

JACOBSEN

ENVELOPES  
FOR A 1000 IMPACT

5753









18  
18





61  
19





19

15  
15  
15



16  
91  
16

Yard Waste  
Only

18

17  
17

Power  
Trim

33




82019-10

Quality  
Enlargements
























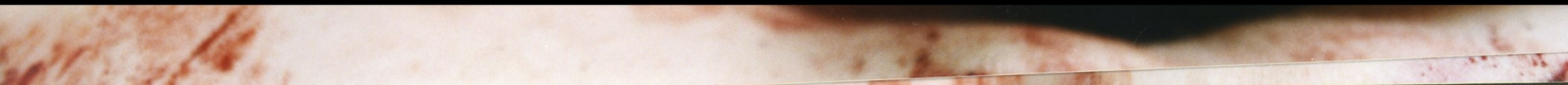

























100% X-RAY TRANSPARENT

RAYCOT

AMR

AMERICAN MEDICAL RESPONSE

NAJO




















1951-01



























10-1591









000932





