

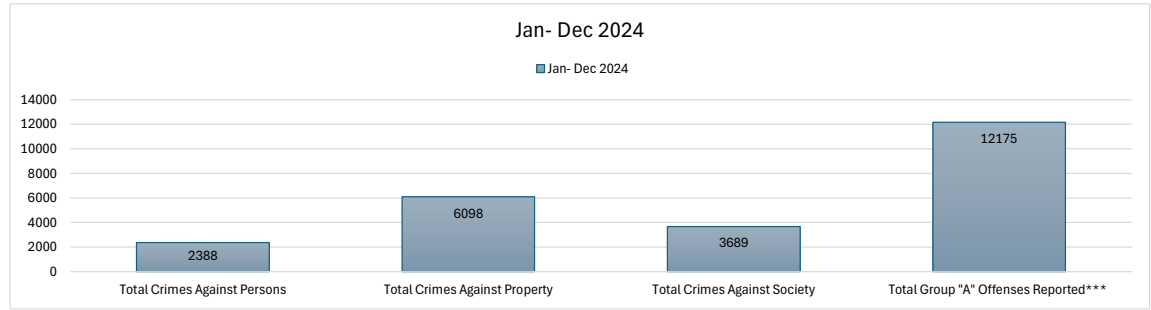
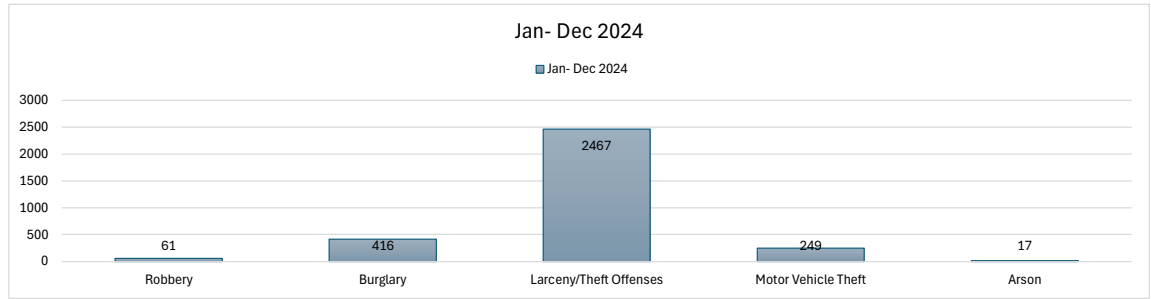
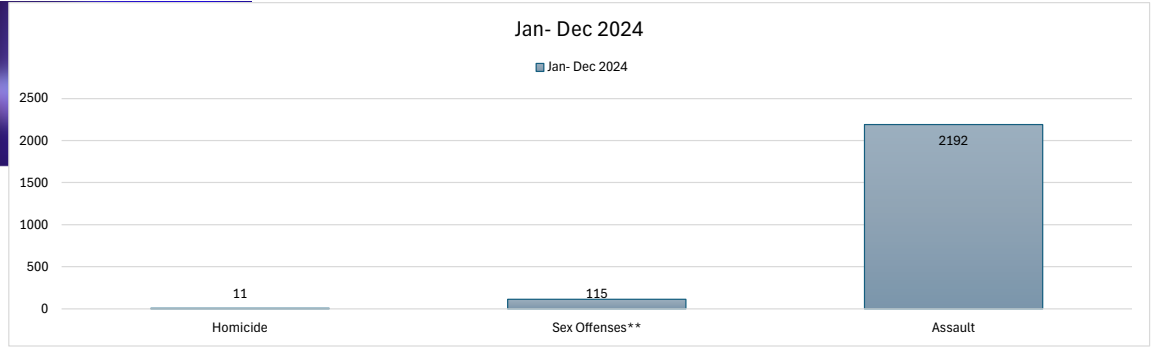


Ventura County Sheriff's Office NIBRS Comparison

2024	FINAL	
	Jan- Dec 2024	Rate Per 1,000
Population	342,458	
	Reported Offenses	Rate Per 1,000
Homicide	11	0.03
Sex Offenses**	115	0.34
Assault	2192	6.40
Aggravated	353	1.03
Simple	1669	4.87
Intimidation	170	0.50
All Other Crimes Against Persons	70	0.20
Total Crimes Against Persons	2388	6.97
Robbery	61	0.18
Burglary	416	1.21
Larceny/Theft Offenses	2467	7.20
Motor Vehicle Theft	249	0.73
Arson	17	0.05
All Other Crimes Against Property	2888	8.43
Total Crimes Against Property	6098	17.81
Total Crimes Against Society	3689	10.77
Total Group "A" Offenses Reported***	12175	35.55

*** This number includes all violations submitted under NIBRS reporting: Murder, Negligent Manslaughter, Justifiable Homicide, Rape, Assault, Kidnapping/Abduction, Consensual Sex Offenses, Human Trafficking, Robbery, Burglary, Larceny, Motor Vehicle Theft, Arson, Destruction of Property, Forgery, Fraud, Embezzlement, Extortion, Bribery, Stolen Property, Narcotics, Drug Equipment Violations, Gambling, Pornography, Prostitution, Weapons, Animal Cruelty

** Sex Offenses category includes: Rape, Sodomy, Sexual Assault with Object, and Fondling





Ventura County Sheriff's Office

NIBRS Comparison

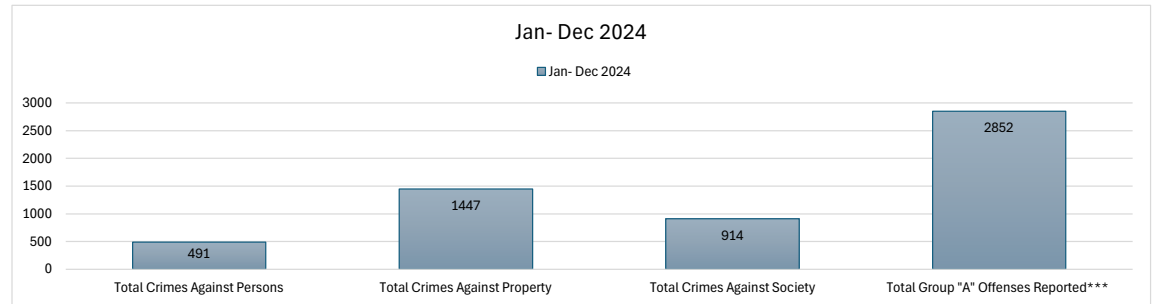
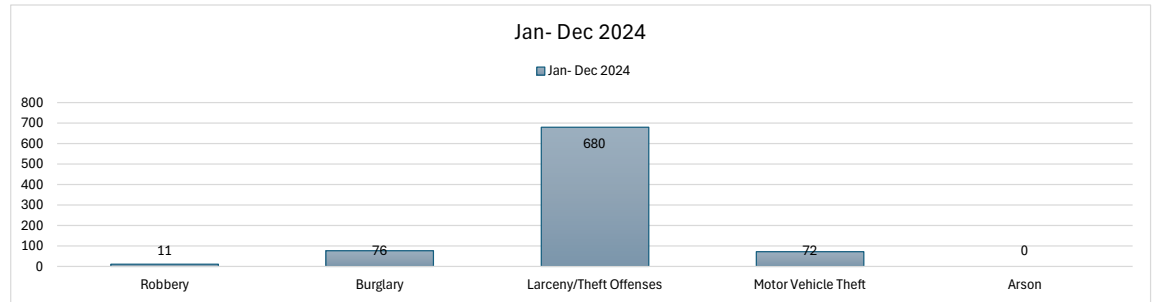
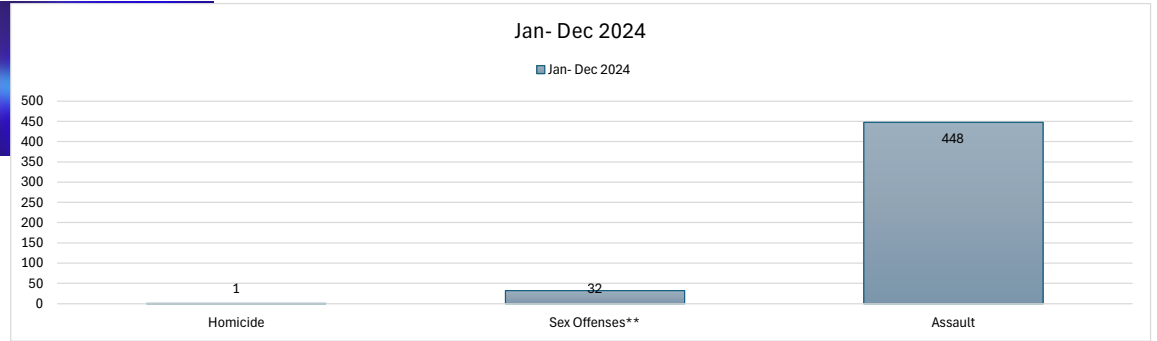
City of Camarillo

2024

		FINAL	
		Jan- Dec 2024	Jan- Dec 2024
Population		69,014	
	Reported Offenses		Rate Per 1,000
Homicide	1	0.01	
Sex Offenses**	32	0.46	
Assault	448	6.49	
	Aggravated	64	0.93
	Simple	346	5.01
	Intimidation	38	0.55
All Other Crimes Against Persons	10	0.14	
Total Crimes Against Persons	491	7.11	
Robbery	11	0.16	
Burglary	76	1.10	
Larceny/Theft Offenses	680	9.85	
Motor Vehicle Theft	72	1.04	
Arson	0	0.00	
All Other Crimes Against Property	608	8.81	
Total Crimes Against Property	1447	20.97	
Total Crimes Against Society	914	13.24	
Total Group "A" Offenses Reported***	2852	41.32	

*** This number includes all violations submitted under NIBRS reporting: Murder, Negligent Manslaughter, Justifiable Homicide, Rape, Assault, Kidnapping/Abduction, Consensual Sex Offenses, Human Trafficking, Robbery, Burglary, Larceny, Motor Vehicle Theft, Arson, Destruction of Property, Forgery, Fraud, Embezzlement, Extortion, Bribery, Stolen Property, Narcotics, Drug Equipment Violations, Gambling, Pornography, Prostitution, Weapons, Animal Cruelty

** Sex Offenses category includes: Rape, Sodomy, Sexual Assault with Object, and Fondling





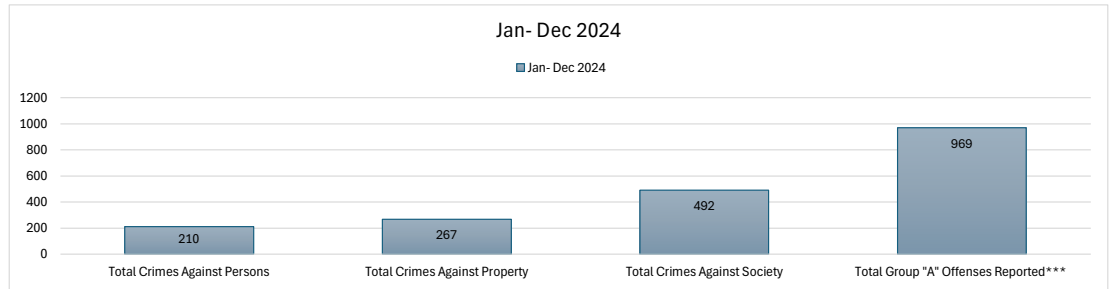
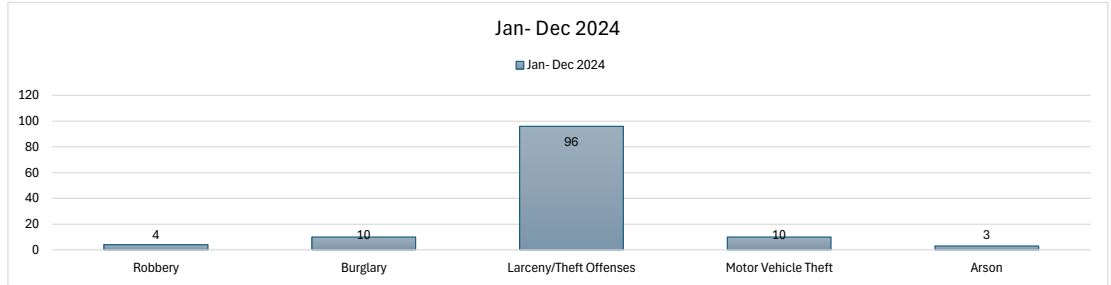
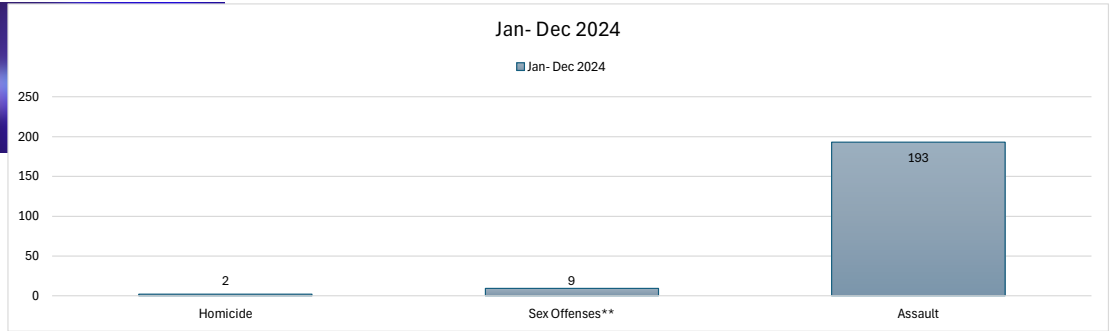
Ventura County Sheriff's Office NIBRS Comparison City of Fillmore

2024

		FINAL	
		Jan- Dec 2024	Jan- Dec 2024
Population	17,061		
Reported Offenses		Rate Per 1,000	
Homicide	2	0.12	
Sex Offenses**	9	0.53	
Assault	193	11.31	
Aggravated	24	1.41	
Simple	153	8.97	
Intimidation	16	0.94	
All Other Crimes Against Persons	6	0.35	
Total Crimes Against Persons	210	12.31	
Robbery	4	0.23	
Burglary	10	0.59	
Larceny/Theft Offenses	96	5.63	
Motor Vehicle Theft	10	0.59	
Arson	3	0.18	
All Other Crimes Against Property	144	8.44	
Total Crimes Against Property	267	15.65	
Total Crimes Against Society	492	28.84	
Total Group "A" Offenses Reported***	969	56.80	

***This number includes all violations submitted under NIBRS reporting: Murder, Negligent Manslaughter, Justifiable Homicide, Rape, Assault, Kidnapping/Abduction, Consensual Sex Offenses, Human Trafficking, Robbery, Burglary, Larceny, Motor Vehicle Theft, Arson, Destruction of Property, Forgery, Fraud, Embezzlement, Extortion, Bribery, Stolen Property, Narcotics, Drug Equipment Violations, Gambling, Pornography, Prostitution, Weapons, Animal Cruelty

** Sex Offenses category includes: Rape, Sodomy, Sexual Assault with Object, and Fondling





Ventura County Sheriff's Office

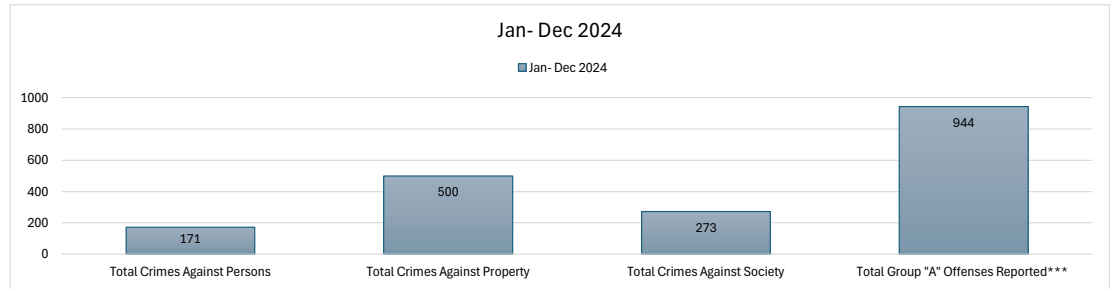
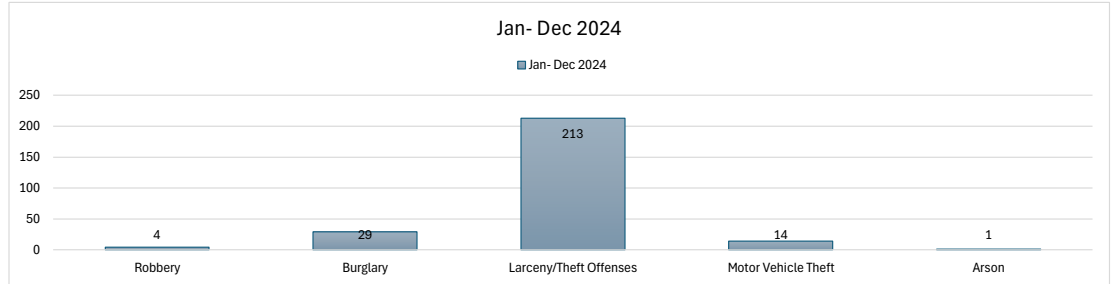
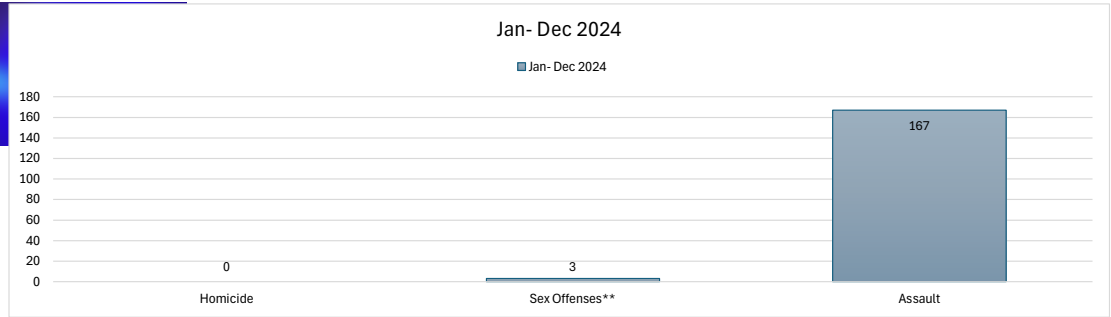
NIBRS Comparison

City of Moorpark

2024		FINAL	
		Jan- Dec 2024	Jan- Dec 2024
Population		35,114	
	Reported Offenses		Rate Per 1,000
Homicide	0	0.00	
Sex Offenses**	3	0.09	
Assault	167	4.76	
	Aggravated	29	0.83
	Simple	110	3.13
	Intimidation	28	0.80
All Other Crimes Against Persons	1	0.03	
Total Crimes Against Persons	171	4.87	
Robbery	4	0.11	
Burglary	29	0.83	
Larceny/Theft Offenses	213	6.07	
Motor Vehicle Theft	14	0.40	
Arson	1	0.03	
All Other Crimes Against Property	239	6.81	
Total Crimes Against Property	500	14.24	
Total Crimes Against Society	273	7.77	
Total Group "A" Offenses Reported***	944	26.88	

***This number includes all violations submitted under NIBRS reporting: Murder, Negligent Manslaughter, Justifiable Homicide, Rape, Assault, Kidnapping/Abduction, Consensual Sex Offenses, Human Trafficking, Robbery, Burglary, Larceny, Motor Vehicle Theft, Arson, Destruction of Property, Forgery, Fraud, Embezzlement, Extortion, Bribery, Stolen Property, Narcotics, Drug Equipment Violations, Gambling, Pornography, Prostitution, Weapons, Animal Cruelty

** Sex Offenses category includes: Rape, Sodomy, Sexual Assault with Object, and Fondling



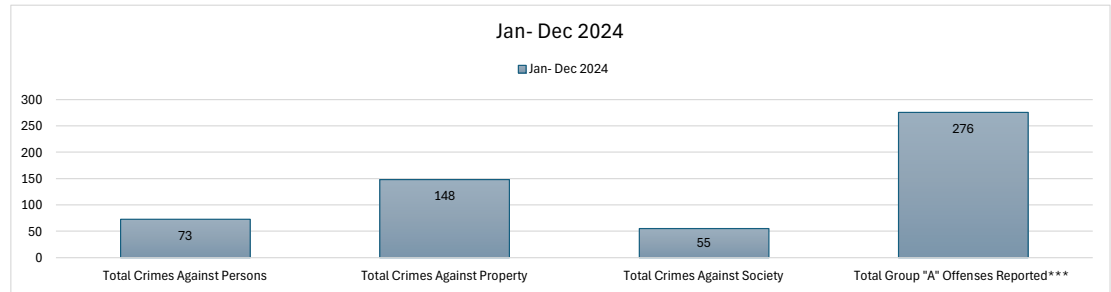
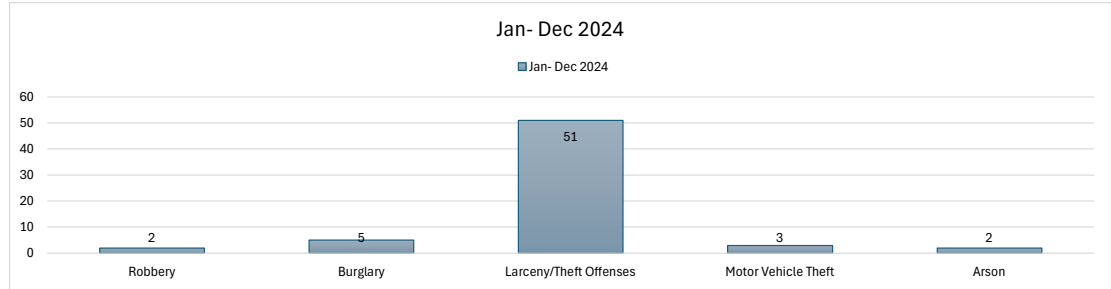
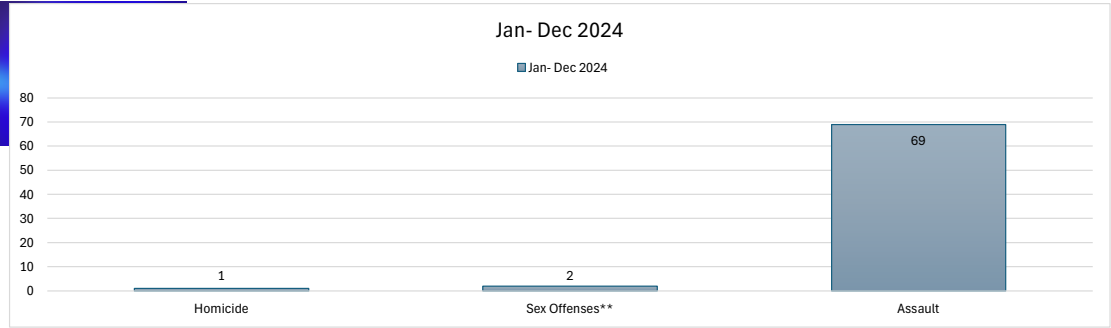


Ventura County Sheriff's Office NIBRS Comparison City of Ojai

2024		FINAL	
		Jan- Dec 2024	Jan- Dec 2024
Population		7,533	
		Reported Offenses	Rate Per 1,000
Homicide		1	0.13
Sex Offenses**		2	0.27
Assault		69	9.16
	Aggravated	17	2.26
	Simple	51	6.77
	Intimidation	1	0.13
All Other Crimes Against Persons		1	0.13
Total Crimes Against Persons		73	9.69
Robbery		2	0.27
Burglary		5	0.66
Larceny/Theft Offenses		51	6.77
Motor Vehicle Theft		3	0.40
Arson		2	0.27
All Other Crimes Against Property		85	11.28
Total Crimes Against Property		148	19.65
Total Crimes Against Society		55	7.30
Total Group "A" Offenses Reported***		276	36.64

***This number includes all violations submitted under NIBRS reporting: Murder, Negligent Manslaughter, Justifiable Homicide, Rape, Assault, Kidnapping/Abduction, Consensual Sex Offenses, Human Trafficking, Robbery, Burglary, Larceny, Motor Vehicle Theft, Arson, Destruction of Property, Forgery, Fraud, Embezzlement, Extortion, Bribery, Stolen Property, Narcotics, Drug Equipment Violations, Gambling, Pornography, Prostitution, Weapons, Animal Cruelty

** Sex Offenses category includes: Rape, Sodomy, Sexual Assault with Object, and Fondling





Ventura County Sheriff's Office

NIBRS Comparison

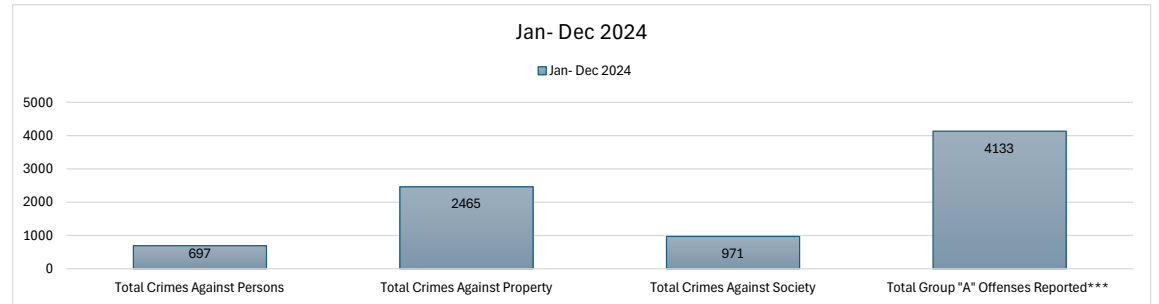
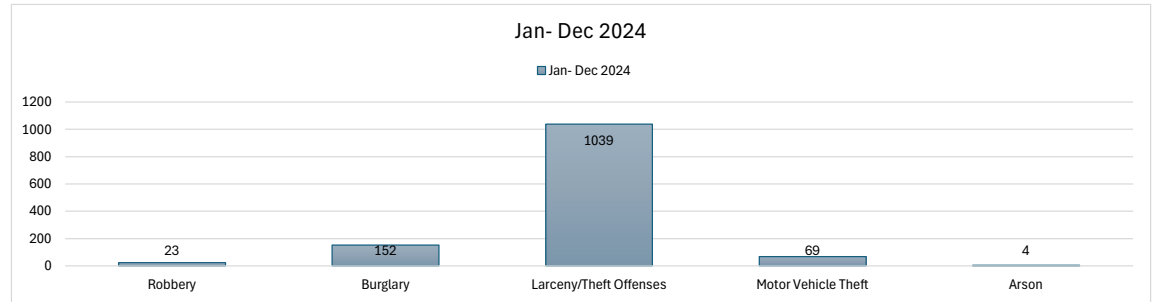
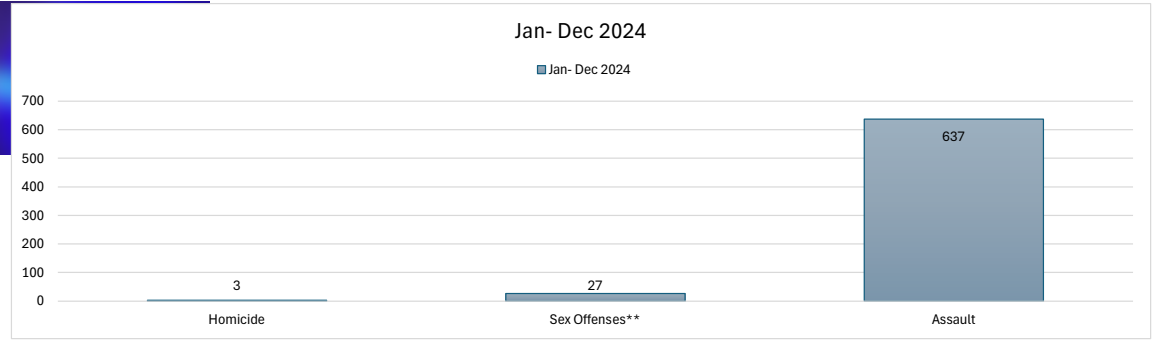
City of Thousand Oaks

2024

		FINAL	
		Jan- Dec 2024	Jan- Dec 2024
Population		122,643	
	Reported Offenses		Rate Per 1,000
Homicide	3	0.02	
Sex Offenses**	27	0.22	
Assault	637	5.19	
Aggravated	91	0.74	
Simple	505	4.12	
Intimidation	41	0.33	
All Other Crimes Against Persons	30	0.24	
Total Crimes Against Persons	697	5.68	
Robbery	23	0.19	
Burglary	152	1.24	
Larceny/Theft Offenses	1039	8.47	
Motor Vehicle Theft	69	0.56	
Arson	4	0.03	
All Other Crimes Against Property	1178	9.61	
Total Crimes Against Property	2465	20.10	
Total Crimes Against Society	971	7.92	
Total Group "A" Offenses Reported***	4133	33.70	

***This number includes all violations submitted under NIBRS reporting: Murder, Negligent Manslaughter, Justifiable Homicide, Rape, Assault, Kidnapping/Abduction, Consensual Sex Offenses, Human Trafficking, Robbery, Burglary, Larceny, Motor Vehicle Theft, Arson, Destruction of Property, Forgery, Fraud, Embezzlement, Extortion, Bribery, Stolen Property, Narcotics, Drug Equipment Violations, Gambling, Pornography, Prostitution, Weapons, Animal Cruelty

** Sex Offenses category includes: Rape, Sodomy, Sexual Assault with Object, and Fondling





Ventura County Sheriff's Office

NIBRS Comparison

Unincorporated

2024

		FINAL	
		Jan- Dec 2024	Jan- Dec 2024
Population		91,093	
Reported Offenses		Rate Per 1,000	
Homicide	4	0.04	
Sex Offenses**	42	0.46	
Assault	678	7.44	
Aggravated	128	1.41	
Simple	504	5.53	
Intimidation	46	0.50	
All Other Crimes Against Persons	22	0.24	
Total Crimes Against Persons	746	8.19	
Robbery	17	0.19	
Burglary	144	1.58	
Larceny/Theft Offenses	388	4.26	
Motor Vehicle Theft	81	0.89	
Arson	7	0.08	
All Other Crimes Against Property	634	6.96	
Total Crimes Against Property	1271	13.95	
Total Crimes Against Society	984	10.80	
Total Group "A" Offenses Reported***	3001	32.94	

*** This number includes all violations submitted under NIBRS reporting: Murder, Negligent Manslaughter, Justifiable Homicide, Rape, Assault, Kidnapping/Abduction, Consensual Sex Offenses, Human Trafficking, Robbery, Burglary, Larceny, Motor Vehicle Theft, Arson, Destruction of Property, Forgery, Fraud, Embezzlement, Extortion, Bribery, Stolen Property, Narcotics, Drug Equipment Violations, Gambling, Pornography, Prostitution, Weapons, Animal Cruelty

** Sex Offenses category includes: Rape, Sodomy, Sexual Assault with Object, and Fondling

